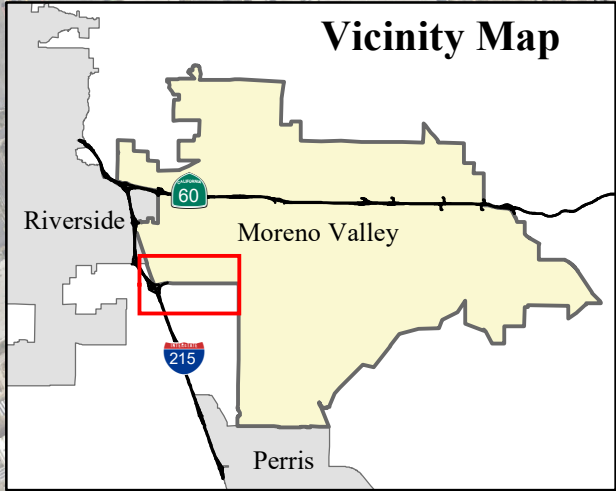


March JPA Project "Meridian"
4,550,000 sq ft
Under Construction







March Air Reserve Base/
March GlobalPort

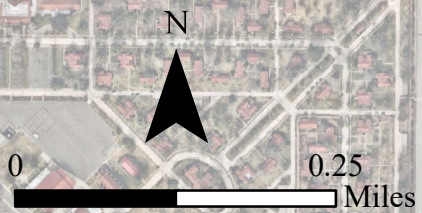
March Lifecare Medical Office
2,750,000 sq ft



ID Number	Name	Developer	Size	Status
1	Gateway Business Park	Andland	184,000 sq ft in 34 industrial condos	Approved
2	Robertson's Ready Mix	Andland		Occupied
3	CIMC, Inc	Komar Investments	400,000 sq ft	Occupied
4	BAS Recycling			Occupied
5	Supreme Truck Bodies			Occupied
6	Porvenc Doors	Jacques Yeager	63,000 sq ft	Occupied
7	Elsworth Plaza (Commercial)	Focus Estates, Inc	30,000 sq ft	Occupied
8	United Natural Foods, Inc Distribution Center	March Commerce Center	613,174 sq ft	Occupied
9	National Tube Supply			Occupied
10	Value Windows and Doors		127,414 sq ft	Occupied
11	Cactus Commerce Center	J & T Management	44,300 sq ft	Under Construction
12	MV Professional Village (Office)	Aardex	84,000 sq ft in 4 buildings	Completed/Space Available
13	Skechers USA		366,698 sq ft	Occupied
14	Koll Corporate Center		Business Park	Completed/Space Available
15	Veterans Way Business Park		150,468 sq ft in 11 buildings	Completed/Space Available
16	March Commerce Center (Commercial)		42,146 sq ft commercial center	Completed/Space Available
17	Moreno Valley Civic Center			Occupied
18	Resource Corporate Center	Ulman Living Trust	47,400 sq ft	Under Review
19	Harbor Freight	Overton Moore Properties	522,772 sq ft	Occupied
20	Plaza Del Sol (Commercial)		56,000 sq ft commercial center	Completed/Space Available
21	Gate City Beverage	Rockefeller Group	203,712 sq ft	Occupied
22	Compass Danbe Centerpointe	Compass Danbe	396,141 sq ft in 2 buildings	Under Review
23	Harbor Freight	Prologis	601,810 sq ft	Occupied
24	Uttermost		232,596 sq ft	Occupied
25	Kush Co	Ridge Properties Trust	130,002 sq ft	Occupied
26	PAMA Business Park	PAMA Management	270,000 sq ft in 7 buildings	Approved
27	Nautilus Fitness	Alere Properties	256,859 sq ft	Occupied
28	Harbor Freight Tools Distribution Center	Ridge Properties Trust	1,280,446 sq ft	Occupied
29	Sherwin Williams	Ridge Properties Trust	180,043 sq ft	Occupied
30	Serta Simmons Manufacturing and Distribution Center	Ridge Properties Trust	532,926 sq ft	Occupied
31	U.S. Post Office Distribution Center	Ridge Properties Trust		Occupied
32	United Material Handling	Core5 Industrial Partners	99,978 sq ft	Occupied
33	Alessandro Plaza (Commercial)		122,155 sq ft commercial center	Completed/Space Available
34	Moreno Valley Commerce Center (Commercial)		110,863 sq ft commercial center	Completed/Space Available

Development Status

-  Approved
-  Occupied
-  Completed/Space Available
-  Under Construction
-  Under Review
-  City Boundary



The information shown on this map was compiled from the Riverside County GIS and the City of Moreno Valley GIS. The land base and facility information on this map is for display purposes only and should not be relied upon without independent verification as to its accuracy. Riverside County and City of Moreno Valley will not be held responsible for any claims, losses or damages resulting from the use of this map.
Image Source: Nearmap Jan 2021